

TECHNICAL DATA SHEET

Facade



Construction Silicone

Flexible neutral cure silicone sealant suitable for sealing applications on a wide variety of construction materials and building facades.

TECHNICAL DATA

■ Basis	Neutral
■ Consistency	Thixotropic
■ Curing system	Moisture Curing
■ Tack-free time	Ca. 20 mins
■ Skin Formation* (20°C/65% R.H.)	2-3 mm/24h
■ Hardness (DIN 53505)	35 ± 5 Shore A
■ Density	1,45 g/ml +/- 0,02
■ Temperature Resistance (Cured)	-60°C +180°C
■ Elastic Recovery (ISO 7389)	> 70 %
■ Max Tension (DIN 53504)	> 0,25 N/mm2
■ Elasticity Modulus 100% (DIN 53504)	> 1 N/mm2
■ Elongation at Break (DIN 53504)	> %450
■ Application Temperature	5 °C - 40 °C

APPLICATIONS AREAS

- Sealing applications around construction elements as concrete, metal, wood, brick and plastics.
- Perimeter sealing of window and door frames.
- Sealing of expansion joints.

SPECIFICATIONS

- Suitable for most construction sealing applications.
- Strong unprimed adhesion to a wide variety of construction materials including concrete, brick, wood, aluminum and plastics.
- Low-odour cure.
- Non-corrosive, does not release acid.
- Resistant to extreme temperature change.

TECHNICAL DATA SHEET

Facade

SAFETY INFORMATION

It contains minor amounts of volatile chemicals. It must not be inhaled and the application ambient must be ventilated if used indoors. Since it may cause irritation to avoid prolonged contact of wet silicone to skin. Hardened silicone does not contain any harmful components.

SURFACE PREPERATION

- Surfaces which contact with sealant must be clean and dry and not contain any oil, dust or rust.
- Non-porous surfaces must be cleaned in advance with a suitable solvent. Applied solvent must be wept well from the surface without allowing it to evaporate.
- Applying masking tape around the application joints prevents smudging and provides a more aligned application.
- Masking tape must be removed promptly after application.
- Primer is not needed before the application on non-porous surfaces like faience, ceramics and glass.
- Primer use may be required for some metal and plastic types.

JOINT PREPERATION

- joint width must be between 6-20 mm.
- Depth of the applied silicone depends on the size of width. Apply 6 mm silicone in the widths with depths up to 12mm.
- Depth of silicone must be roughly half of its width wider joints.

APPLICATION METHOD

- Cut the tip of the cartridge and screw the application nozzle to the cartridge
- Cut the nozzle at a suitable points depending on the thickness of the application joint.
- Place the cartridge to the silicone gun and apply on the desired area.
- Before silicone forms a crust, smoothen the silicone with a thin plastic of wood spatula.
- Clean the smudged silicone with a solvent based cleaner without allowing it to dry. Dried silicone can be cleaned with mechanical methods

PACKAGING (Volume)

310 ml cartridge (box of 25 pieces)










































SHELF LIFE

15 months in unopened packaging in a cool and dry storage place at temperatures between +5°C and +25°C.




















































TECHNICAL DATA SHEET

Facade

BRIGHT COLORS

							
0001 Transparent	RAL 1003 Signal Yellow	RAL 1005 Honey Yellow	RAL 1018 Zinc Yellow	RAL 1023 Traffic Yellow	RAL 1028 Melon Yellow	RAL 1027 Curry Yellow	RAL 2000 Yellow Orange
							
RAL 2002 Blood Orange	RAL 2004 Pure Orange	RAL 2012 Salmon Orange	RAL 3000 Flame Red	RAL 3003 Ruby Red	RAL 3020 Traffic Red	RAL 4004 Claret Violet	RAL 4005 Blue Lilac
							
RAL 5001 Green Blue	RAL 5002 Ultramarine Blue	RAL 5010 Gentian Blue	RAL 5017 Traffic Blue	RAL 5018 Turkish Blue	RAL 5023 Far Blue	RAL 5022 Night Blue	RAL 6001 Emerald Green
							
RAL 6004 Blue Green	RAL 6005 Moss Green	RAL 6018 Yellow Green	RAL 6024 Traffic Green	RAL 6021 Pale Green	RAL 7016 Anthracite Grey	RAL 8000 Green Brown	RAL 8001 Other Brown
							
RAL 8004 Copper Brown	RAL 8007 Fawn Brown	RAL 8008 Olive Brown	RAL 8011 Nut Brown	RAL 8012 Red Brown	RAL 8023 Orange Brown	RAL 8024 Beige Brown	RAL 1035 Pearl Beige
							
RAL 1036 Pearl Gold	RAL 3032 Pearl Ruby Red	RAL 6036 Pearl Opal Green	RAL 8029 Pearl Copper	RAL 5025 Pearl Gentian Blue	RAL 9006 White Aluminum	RAL 9007 Grey Aluminum	RAL 9022 Pearl Light Grey
							
RAL 9023 Pearl Dark Grey							

MATTE COLORS

							
RAL 9010 Pure White	RAL 9001 Cream	RAL 9002 Grey White	RAL 9003 Signal White	RAL 9016 Traffic White	RAL 9018 Papyrus White	RAL 9004 Signal Black	RAL 9005 Jet Black
							
RAL 9017 Traffic Black	RAL 1000 Green Beige	RAL 1001 Beige	RAL 1002 Sand Beige	RAL 1011 Brown Beige	RAL 1013 Pearl White	RAL 1014 Ivory	RAL 1015 Light Ivory
							
RAL 1019 Grey Beige	RAL 3005 Wine Red	RAL 3011 Brown Red	RAL 3015 Light Pink	RAL 3017 Rose	RAL 4008 Signal Violet	RAL 5000 Violet Blue	RAL 5007 Brilliant Blue
							
RAL 5012 Light Blue	RAL 5015 Sky Blue	RAL 5024 Pastel Blue	RAL 6003 Olive Green	RAL 6019 White Green	RAL 6034 Pastel Turquoise	RAL 6013 Reed Green	RAL 7001 Silver Grey
							
RAL 7003 Moss Grey	RAL 7005 Mouse Grey	RAL 7011 Iron Grey	RAL 7021 Black Grey	RAL 7022 Umbra Grey	RAL 7023 Concrete Grey	RAL 7024 Graphite Grey	RAL 7030 Stone Grey
							
RAL 7031 Blue Grey	RAL 7033 Cement Grey	RAL 7006 Beige Grey	RAL 7035 Light Grey	RAL 7037 Dusty Grey	RAL 7039 Quartz Grey	RAL 7040 Window Grey	RAL 7042 Traffic Grey
							
RAL 7044 Silk Grey	RAL 7045 TeleGrey 1	RAL 8003 Clay Brown					



MANUFACTURER:
 PROMAST Kimya San. Tic. A.Ş. Ovacık Mh.
 Hacıoğlu Sk. No:21 B/0 41140 Başiskele
 KOCAELİ | TURKEY T: +90 (262) 335 41 82
 F: +90 (262) 335 41 83